

Netzröhre für GW-Heizung
indirekt geheizt
Parallel- oder Serienspeisung

DC-AC-heating
indirectly heated
connected in parallel or series

TELEFUNKEN

EF184

Pentode

Steile HF-Pentode für ZF-Verstärker in FS-Geräten

RF pentode with high transconductance for IF amplifiers in TV sets

U_f **6,3** V
 I_f **300** mA

Normierte Anheizzeit · Normalized heating-up time

Meßwerte · Measuring values

U_a	200	V
U_{g3}	0	V
U_{g2}	200	V
U_{g1}	-2,5	V
I_a	10	mA
I_{g2}	4,1	mA
S	15	mA/V
R_i	ca. 380	k Ω
$\mu_{g2/g1}$	60	
r_e (40 MHz)	11	k Ω
r_{aeq}	330	Ω

Betriebswerte · Typical operation

Es wird ein Betrieb mit Kathodenwiderstand empfohlen.
Operation with a cathode resistor is recommended.

U_{ba}	170	200	230	V
U_{g3}	0	0	0	V
U_{bg3}	170	200	230	V
R_{g2}	—	7,5	15	k Ω
R_k	140	140	140	Ω
I_a	10	10	10	mA
I_{g2}	4,1	4,1	4,1	mA
S	15,6	15,6	15,6	mA/V
R_i	330	510	680	k Ω
r_e (40 MHz)	10	10	10	k Ω
r_{aeq}	330	330	330	Ω



Grenzwerte · Maximum ratings

U_{a0}	550	V
U_a	250	V
N_a	2,5	W
U_{g20}	550	V
U_{g2}	250	V
$N_{g2}^{1)}$	0,9	W
U_{g1sp}	-50	V
U_{g1} ($I_{g1} \leq +0,3 \mu A$)	-1,3	V
I_k	25	mA
$R_{g1}^{2)}$	0,5	M Ω
$R_{g1}^{3)}$	1	M Ω
$U_{f/k}$	150	V
$R_{f/k}$	20	k Ω

Kapazitäten · Capacitances

c_e	10	pF
c_a	3	pF
$c_{g1/a}$	< 0,0055	pF
$c_{g1/g2}$	2,8	pF

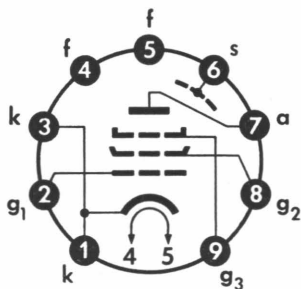
1) Während der Anheizzeit für max. 15 s N_{g2} max. 1,5 W.
 During heating up period N_{g2} max. 1.5 W for max. 15 s.

2) U_{g1} fest · fixed grid bias

3) U_{g1} mittels R_k · U_{g1} by R_k

Sockelschaltbild

Basing diagram

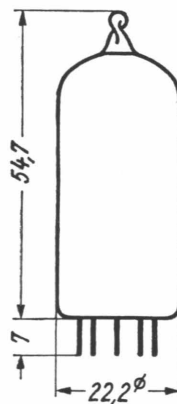


Pico 9 · Noval

max. Abmessungen

max. dimensions

DIN 41 539, Nenngröße 45, Form A



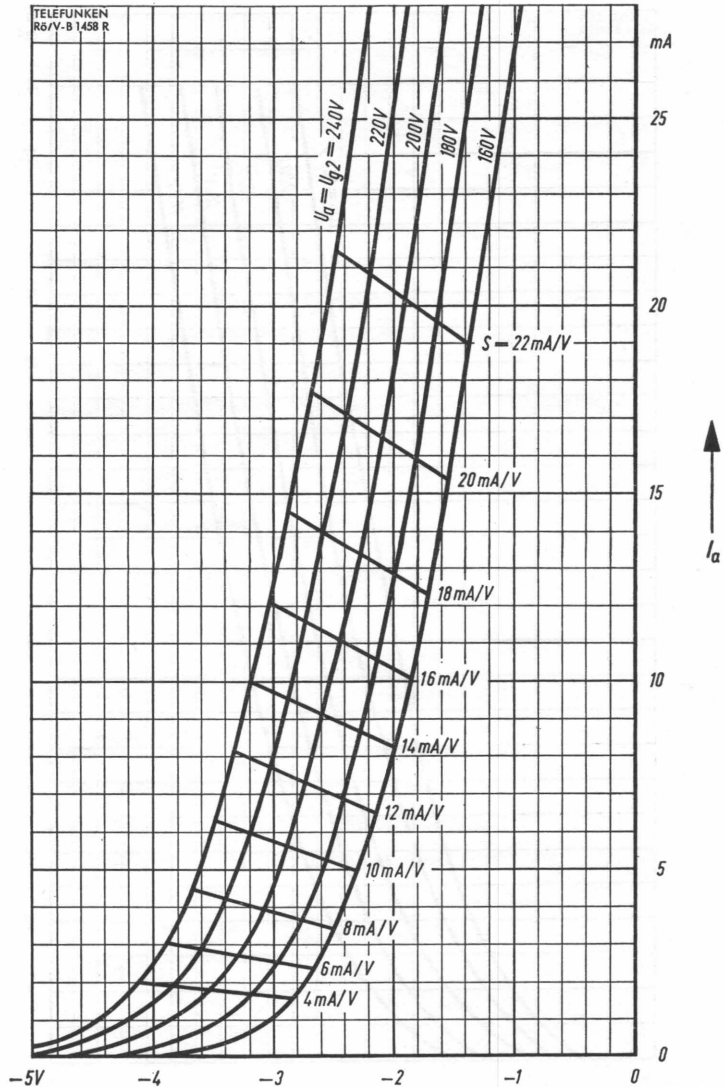
Gewicht · Weight

max. 16 g

Wenn notwendig, muß gegen Herausfallen der Röhre aus der Fassung Vorsorge getroffen werden.

If necessary special precautions must be taken to prevent the tube from becoming dislodged from the socket.





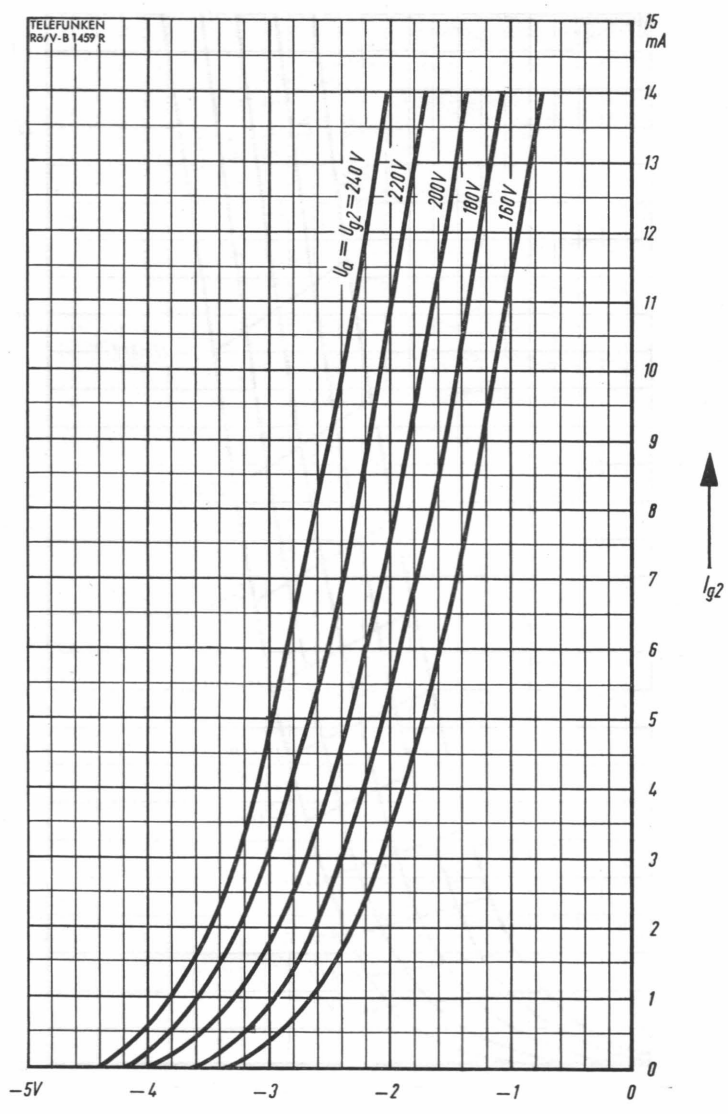
U_{g1} →

$$I_a = f(U_{g1})$$

$$U_{g3} = 0 V$$

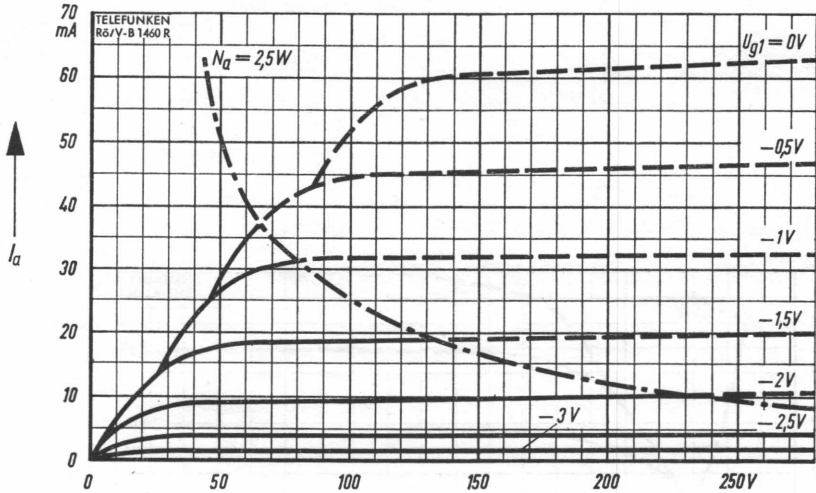
$$U_a = U_{g2} = \text{Parameter}$$





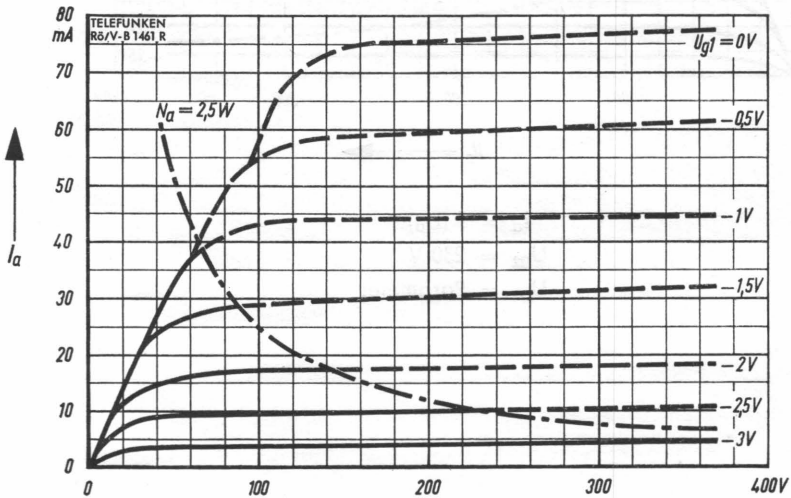
$I_{g2} = f(U_{g1})$
 $U_{g3} = 0V$
 $U_a = U_{g2} = \text{Parameter}$





$U_a \longrightarrow$

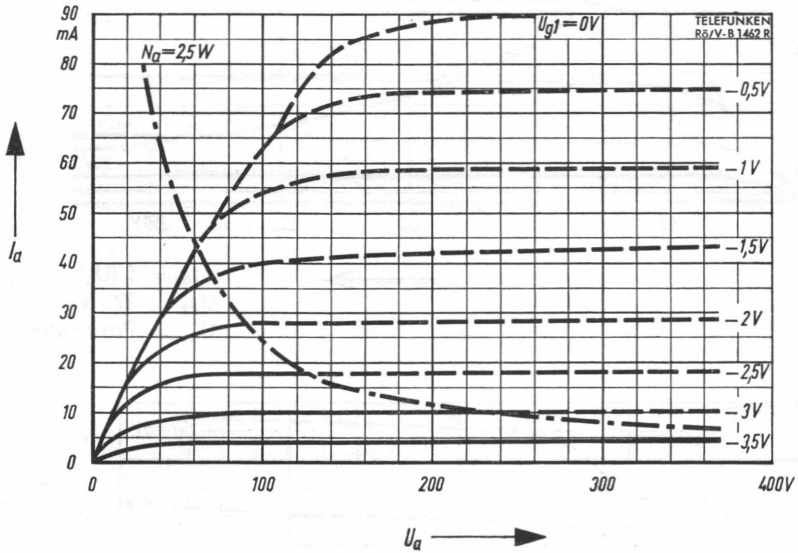
$I_a = f(U_a)$
 $U_{g2} = 170V$
 $U_{g1} = \text{Parameter}$



$U_a \longrightarrow$

$I_a = f(U_a)$
 $U_{g2} = 200V$
 $U_{g1} = \text{Parameter}$





$I_a = f(U_a)$
 $U_{g2} = 230 V$
 $U_{g1} = \text{Parameter}$

